




Contenido hoja: **AROS Y CRIOLLAS TUBO(1)**


Hoja num. : 68

ESCALA DIBUJOS: 1/1 MATERIAL: *Fleje de latón*


AROS TUBO :




51963
24x300 / Agujero 1,80



51964
24x400 / Agujero 1,80




51965
24x500 / Agujero 1,80




51966
24x600 / Agujero 1,80


ENGANCHES (Alambre 0,9)



51993
9x235 / Criolla 30




51994
9x270 / Criolla 40


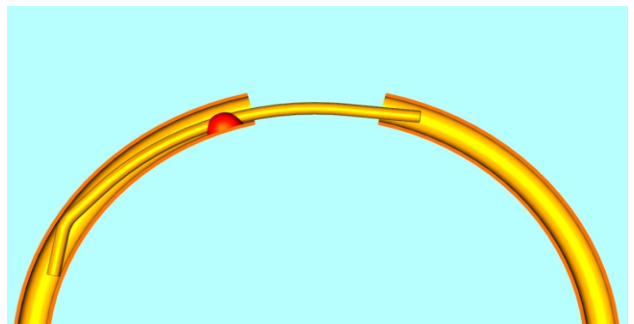


51995
9x300 / Criollas 50 y 60


CRIOLLAS TUBO :




51973
24x300



51976
24x600



51975
24x500



51974
24x400